

# Cactus & Succulents

at River Street  
Flowerland

find care suggestions & descriptions  
of succulents we've collected and  
grown here at River Street Flowerland



# Succulents at River Street Flowerland

The Cactus & Succulent department at River Street Flowerland was first started in the early 2000s by the owner's mother, Carolyn Ouding. Her career began in floral arrangement, then landscape design, before 'retiring' to work at her son's new business. With an extensive background in horticulture, including a degree from Michigan State University, as well as an affinity for all things eclectic, Carolyn took River Street Flowerland to a new level.

Many of the plants represented here initially came from Carolyn. Either she found them while traveling in California, or doing other garden center tours, maybe through her network of other botanically inclined individuals, or in some niche catalog. Over the years of meticulous and fervent collecting, she accumulated over 200 varieties of succulents and cacti.

Now with this selection of peculiar plants Carolyn began to design some of the most incredible succulent combination planters imaginable. With 'thrillers', 'fillers' and 'spillers' she utilized texture and color like no other. For many, 'River Street Flowerland' brings to mind a little old lady and her boundless creativity, and how the plants and arrangements she grew could inspire gardens for years.

Carolyn took a step back from the greenhouse in 2021, having worked on the Cactus & Succulent department with her granddaughter, Jane the previous few years, she left that to her. In many ways they are the same, with an almost neurotic love of plants and all things odd. Carolyn's eclectic plant collection will keep always keep growing with Jane- and through all that have purchased her plants at River Street Flowerland.

We hope you enjoy this carefully collected selection of cactus and succulents, it means a lot to us. We're so grateful to have the opportunity to grow with you!



# Contents

Succulents at River Street Flowerland	A
Extra Information (Booklet Notes)	1
Succulent Care	2
Adromischus	3
Aeonium	4
Agave	5
-Mangave	6
Aloe	7
Cotyledon	8
Crassula	9
Delosperma (+Othonna)	10
Echeveria	11
-Graptoveria & Sedeveria	12
Epiphyllum	13
Euphorbia	14
Faucaria	15
Gasteria	16
Graptopetalum	17
Haworthia	18
Huernia, Orbea, Stapelia	19
Kalanchoe	20
Opuntia	21
Pachyphytum	22
Peperomia	23
Portulacaria	24
Rhipsalis	25
Sedum	26
Senecio	27
Tephrocactus	28

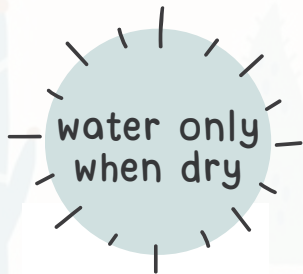
# Extra Information

- **Varieties written in orange** are only grown in pots greater than 3"- if available, find those in our larger cacti & succulent display.
- Don't see what you're looking for? At the back of this book there is a 'Wishlist' page for you to write any succulent suggestions for us to take into consideration!
- Varieties found in pots greater than 3" are typically limited stock (we don't have these plants all the time/not many)
- Some succulent arrangements we've put together used mature plants that we may no longer have available. If you're curious, please feel free to ask!
- The list of varieties on each page is representative of what we have grown, not necessarily what it presently in stock. This is also not an exhaustive list.

Thank you so much for your interest, and support as we grow together!

# Succulent Care Key

The following symbols are use throughout this booklet and on our care cards to give you simplified care instructions for succulent genera.



## The Truth About Succulents

A lot of people like succulents because they 'don't need water', but that's a common misconception! In fact, during the hot summer most enjoy semi-regular watering, especially if they're in direct sun.


The only time you should not water or 'water only when dry' is during the winter or periods of low light. When you see this color in our book it is because that succulent tolerates drought especially well- but still water at least seasonally!



# Adromischus

Adromischus are native to South Africa. They're known for their chubby, frequently spotted leaves. Typically they stay rather compact, ultimately making a bush.

Best cared for with a semi-regular watering routine (we recommend weekly if outdoors in the summer & as little as monthly in the winter!) Will have cutest compact shape if given as much light as possible.



Adromischus maculata 'Calico Hearts'



Adromischus cristastus 'Crinkle Leaf'

Below is a list of varieties we have carried- *not all varieties are available at any given time*

- adromischus cooperi
- adromischus cristastus 'Crinkle Leaf Plant'
- adromischus festivus
- adromischus maculata 'Calico Hearts'




Adromischus cooperi

# Aeonium

Aeoniums are known for their unique rosette formations and colorful foliage. They are native to regions like the Canary Islands, Madeira, and parts of Africa. Don't fret if lower leaves fall, a mature tree-shape is common! For the most full plant maintain a regular watering schedule during spring & summer. Check the top few inches of soil with your fingers, if it's dry then water the plant, but if it's still wet then check back in a few days!

Best grown with semi-regular watering, and as much light as possible. Cut back in growing season to promote branching.



Below is a list of varieties we have carried- *not all varieties are available at any given time*


- Aeonium 'Kiwi'
- Aeonium 'Mardigras'
- Aeonium 'Suncup'
- Aeonium 'Voodoo'
- Aeonium 'Zwartkop'
- Aeonium 'Lilypad'
- Aeonium luteovariegatum



Aeonium 'Kiwi'



Aeonium 'Zwartkop'



Aeonium 'Lilypad'




Aeonium luteovariegatum

# Agave

Agave have fleshy, sometimes thick leaves with often deceptively sharp teeth along their margins. They are native to the Americas and range in size from a few inches wide to several feet!

While tolerant of drought (sometimes a whole winter without water!), Agave appreciate semi-regular watering during the growing season (spring & summer). Colors will be most dramatic in high light.



Below is a list of varieties we have carried- *not all varieties are available at any given time*


- Agave americana variegata
- Agave bovicornuta 'Cow's Horn'
- Agave 'Cornelius'
- Agave 'Fata Attraction'
- Agave filifera
- Agave guiengola
- Agave gypsophila 'Ivory Curls'
- Agave lopanthantha 'Splendida'
- Agave potatorum
- Agave stricta
- Agave tequiliana
- Agave victoriae-reginae 'Queen Victoria'



Agave tequiliana



Agave tequiliana



Agave cornelius




Agave lopanthantha 'Splendida'

# Mangave

Out of alphabetical order but that's because Mangave are hybrids of Manfreda x Agave made right here in Michigan at Walter's Garden!

Mangave have the the heat tolerance and structural characteristics of agave combined with the fast-growing tropical attributes of manfreda. Leaf margins can be toothed or smooth. We especially like them for their striking foliage, most often speckled.

Best grown when watered semi-regularly & in highlight HOWEVER- Mangave are extremely versatile. Tolerant of drought, their color/speckles will come out more in under the stress. Also, there have been varieties in the works that grow better under artificial light and even in lower light!



Mangave 'Cherry Chocolate Chip'

Below is a list of varieties we have carried- *not all varieties are available at any given time*

- Mangave 'Freckles & Speckles'
- Mangave 'Man of Steel'
- Mangave 'Pineapple Express'
- Mangave 'Purple People Eater'
- Mangave 'Lavender Lady'
- Mangave 'Cherry Chocolate Chip'



Mangave 'Lavender Lady'

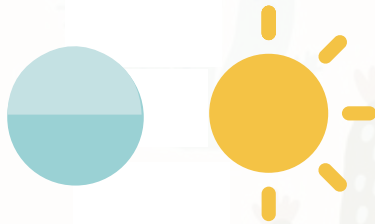


Mangave 'Purple People Eater'

# Aloe

Aloe is a genus of succulent plants with hundreds of species, known for their thick, fleshy leaves and ability to store water. They are native to Africa, Madagascar, and the Arabian Peninsula. The most well-known species is Aloe vera, also called true aloe. Aloe plants typically have a rosette of leaves at their base, often with colorful, tubular flowers.

Best cared for with a semi-regular watering routine (we recommend weekly if outdoors in the summer & as little as monthly in the winter!) Adaptable to lower light conditions (actually prefers part-day outdoors, but indoors keep in east or west-facing windows).



Below is a list of varieties we have carried- *not all varieties are available at any given time*

- Aloe 'Black Beauty'
- Aloe 'Black Gem'
- Aloe brevifolia
- Aloe 'Candy Cane'
- Aloe 'Christmas Carol'
- Aloe 'Christmas Sliegh'
- Aloe 'Crimson Danger'
- Aloe 'E'
- Aloe 'Firecracker'
- Aloe 'Kea'
- Aloe 'Lacey'
- Aloe 'Lizard Lips'
- Aloe mitriformis
- Aloe 'Oik'
- Aloe 'Swordfish'
- Aloe 'Tequila'
- Aloe vera
- Aloe 'White Fox'




Aloe 'Black Gem'



# Cotyledon

cotyledon are actually part of the family Crassulaceae, characterized by their unique leaves and bell-shaped flowers. Varieties most often bush, but there are even some that trail!

Lots of farina (the natural, white, powdery coating found on the leaves and stems of some succulents) on cotyledon. Avoid letting water rest on top, try watering from the bottom. Will keep best shape and more likely bloom in higher light.



Below is a list of varieties we have carried- *not all varieties are available at any given time*

- Cotyledon orbiculata 'Elk's Horn'
- Cotyledon orbiculata 'Happy Young Lady'
- Cotyledon orbiculata 'Pig's Ear'
- Cotyledon pendens
- Cotyledon tomentosa 'Bear Paws'
- Cotyledon tomentosa variegata 'Variegated Bear Paws'



Cotyledon tomentosa 'Bear Paws'



Cotyledon orbiculata 'Pig's Ear'



Cotyledon orbiculata 'Elk's Horn'



Cotyledon tomentosa variegata


# Crassula

Crassula most popularly refers to 'Jade Plant', the beloved houseplant shrub/tree. However there are over 300 varieties of crassula! Not all are form trees, but instead stack or trail. All plants in this genus are characterized by colorful, fleshy leaves that emerge two at a time.

Best cared for with a semi-regular watering routine (we recommend weekly if outdoors in the summer & as little as monthly in the winter!) Will have most compact shape if given as much light as possible.



Crassula ovata 'Hobbit'



Below is a list of varieties we have carried- *not all varieties are available at any given time*

- Crassula arborescens 'Silver Dollar'
- Crassula capitella subsp. thyriflora 'Pagoda Village'
- Crassula marnieriana 'Jade necklace'
- Crassula 'Morgan's Pink'
- Crassula ovata 'Jade Plant'
- Crassula ovata 'Hobbit'
- Crassula ovata 'Mini Hobbit'
- Crassula ovata 'Tricolor'
- Crassula ovata minima 'Mini Jade'
- Crassula ovata undulata 'Ripple Jade'
- Crassula pellucida 'Calico Kitten'
- Crassula perforata 'String of Buttons'
- Crassula perforata variegata 'Variegated String of Buttons'
- Crassula rupestris
- Crassula socialis
- Crassula 'Spring Time'
- Crassula streyi 'Pondo Cliff'



Crassula pellucida



Crassula 'Silver Dollar'




Crassula marnieriana

# Delosperma

Delosperma are a genus of low-growing succulent plants known for their colorful, daisy-like flowers and unique, fleshy leaves. Some varieties have shrub-shape, but rarely get taller than 8-10". Look for perennial varieties in the next room!

Best cared for with a semi-regular watering routine (we recommend weekly if outdoors in the summer & as little as monthly in the winter!) Will bloom most often with higher light



Below is a list of varieties we have carried- *not all varieties are available at any given time*

- Delosperma deltoides
- Delosperma echinatum 'Hairy Pickles'
- Delosperma lehmanii

We included a plant relative, *Othonna capensis*, on this page. *Othonna capensis* 'Ruby Necklace' is a trailing plant native to the same areas in South Africa. Also has best color & growth in bright light with semi-regular watering.



*Delosperma echinatum* 'Hairy Pickles'



*Delosperma deltoides*




*Othonna capensis* 'Ruby Necklace'

# Echeveria

Echeveria are a diverse genus of succulent plants known for their distinctive rosette-shaped leaves and often colorful, sometimes iridescent, appearance. They can be dainty little things, or dinner-plate sized plants depending on the variety.

Best cared for with a semi-regular watering routine (we recommend weekly if outdoors in the summer & as little as monthly in the winter!) These plants often stretch indoors- try to give as much light as possible.



Echeveria elegans 'Mexican Snowball'



Echeveria 'Lola'



Echeveria 'Chroma'

Below is a list of varieties we have carried- *not all varieties are available at any given time*

- Echeveria agavoides 'Ebony'
- Echeveria 'Blue Prince'
- Echeveria 'Chroma'
- Echeveria 'Cubic Frost'
- Echeveria elegans 'Mexican Snowball'
- Echeveria haagii 'Tolimanensis'
- Echeveria harmsii 'Ruby Slippers'
- Echeveria lilacina
- Echeveria 'Lola'
- Echeveria 'Perle von Nurnberg'
- Echeveria 'Pinky Trumpet'
- Echeveria pulvinata 'Frosty'
- Echeveria 'Raindrops'
- Echeveria runyonii 'Topsy Turvy'



Echeveria 'Cubic Frost'

# Graptoveria & Sedeveria

Graptoveria are hybrid succulents resulting from crosses between Graptopetalum and Echeveria plants. They are known for their compact rosettes and vibrant colors, which can be enhanced by proper sunlight and watering.

Sedeveria are similar in that they are a hybrid succulent resulting from a cross between Sedum and Echeveria. They normally have compact, rosette-like growth, often with bright green leaves that can develop red or pink edges when exposed to sufficient light.

Both groups of succulents do best with a semi-regular watering routine (weekly or less) and as much sun as possible in order to get those vibrant colors.



Graptoveria 'Opalina'



Sedeveria 'Blue Burrito'



Graptoveria 'Bashful'

Below is a list of varieties we have carried- *not all varieties are available at any given time*

- Graptoveria 'Bashful'
- Graptoveria 'Debbie'
- Graptoveria 'Fred Ives'
- Graptoveria 'Opalina'
- Sedeveria 'Blue Burrito'
- Sedeveria 'Jet Beads'
- Sedeveria 'Letizia'
- Sedeveria 'Sorrento'




Sedeveria 'Letizia'

# Epiphyllum

Epiphytic cacti are a unique group of cacti that thrive in the tropical rainforests of Central and South America, growing on other plants for support rather than in soil. They often have broad, flat, leaf-like stems and stunning, often nocturnal, flowers. They obtain moisture and nutrients from the air and decaying plant matter, rather than from soil.

These plants grow best when watered regularly (we do weekly and sometimes even twice a week during the summer). The plants that have bloomed the best for us are mature, root-bound individuals in medium light (half day outdoors or full indoors).



Below is a list of varieties we have carried- *not all varieties are available at any given time*

- Epiphyllum oxypetalum 'Queen of the Night'
- Selenicereus chrysocardium 'Fern Leaf Cactus'
- Disocactus phyllanthoides 'German Empress'
- Epiphyllum anguliger 'Ric Rac Cactus'
- Cryptocereus anthonyanus



Epiphyllum oxypetalum 'Queen of the Night'



Selenicereus chrysocardium 'Fern Leaf Cactus'


# Euphorbia

Euphorbias are often mistaken for cacti, but they are distinct plant groups. One key difference is that euphorbias produce a milky white sap, while cacti do not. Additionally, euphorbia spines typically grow in pairs or not at all, whereas cactus spines often grow in clusters.

Best cared for with a semi-regular watering routine (we recommend weekly if outdoors in the summer & as little as monthly in the winter!) Shape is maintained by keeping in bright light, if in lower light conditions taper off watering routine.



*Euphorbia tirucali 'Firesticks'*



Below is a list of varieties we have carried- *not all varieties are available at any given time*

- Euphorbia aeruginosa 'Mini Saguaro'
- **Euphorbia ammak**
- Euphorbia anopolia
- Euphorbia decaryi
- **Euphorbia flanaganii 'Medusa's Head'**
- Euphorbia flanaganii cristata 'Green Coral'
- Euphorbia horrida
- Euphorbia mammillaris variegata
- Euphorbia milli 'Crown of Thorns'
- Euphorbia platyclada
- Euphorbia pseudocactus
- Euphorbia ritchiei
- Euphorbia ritchiei variegata
- Euphorbia tirucalli 'Firesticks'
- Euphorbia tithymaloides
- **Euphorbia tortillus**
- Euphorbia trigona 'Mint Cream'
- Euphorbia trigona 'Rubra'



*Euphorbia trigona 'Rubra'*



*Euphorbia pseudocactus*

# Faucaria

Faucaria tigrina, commonly known as Tiger Jaws, is a succulent plant native to South Africa. It's characterized by its unique, fleshy leaves with soft white teeth along the edges, resembling tiger jaws. These leaves are triangular and typically light to dark green, with white dots that can turn pinkish-red or purple in high light.

Best cared for with a semi-regular watering routine (we recommend weekly if outdoors in the summer & as little as monthly in the winter!) Will have nicest shape and coloring in bright light.




There are only 8 known varieties of faucaria! We carry *Faucaria tigrina* or 'Pebbled Tiger Jaws', pictured to the right.



# Gasteria

Gasteria have thick, hard, succulent "tongue-shaped" leaves. These are either in two opposite ranks (distichous), or in various distinctive spiral arrangements. Their inflorescence is also unique, with their curved, tubular flowers on tall stalks.

Best cared for with a semi-regular watering routine, however this genus has been quite tolerant of drought in our experience, surviving a couple months without watering in winter. Indoors these plants appreciate as much light as possible, but direct light outdoors will actually burn their foliage!



Below is a list of varieties we have carried- *not all varieties are available at any given time*

- Gasteria bicolor f caespitosa 'Lawyer's Tongue'
- Gasteria brevifolia
- Gasteria distichia
- Gasteria 'Flow'
- Gasteria 'Green Dragon'
- Gasteria 'Green Ice'
- Gasteria 'Little Warty'
- Gasteria variegata 'Lemon Lime'
- Gasteria monstrose nigricans



Gasteria 'Green Ice'




Gasteria variegata 'Lemon Lime'

# Graptopetalum

Graptopetalum, also known as "leatherpetal," are native to Mexico and Arizona. They are known for their fleshy, often opalescent leaves and their ability to form attractive rosettes that grow upwards, eventually making a shrubby shape.

Best cared for with a semi-regular watering routine (we recommend weekly if outdoors in the summer & as little as monthly indoors) Shape and color are best when grown in bright light- if indoors consider artificial or supplemental light.



Graptopetalum superbum



Graptopetalum paraguayense

Below is a list of varieties we have carried- *not all varieties are available at any given time*

- Graptopetalum 'Frank Reinelt'
- Graptopetalum paraguayense 'Ghost Plant'
- Graptopetalum superbum 'Beautiful Graptopetalum'

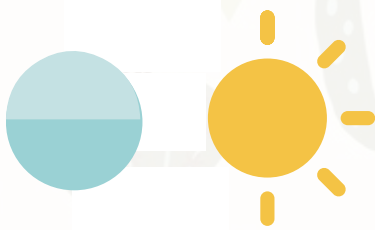


Graptopetalum 'Frank Reinelt'

# Haworthia

Haworthia is a genus of over 150 species of small, rosette-forming succulents renowned for their striking, often translucent, fleshy leaves. These plants exhibit a variety of textures and patterns, including raised white bumps, stripes, and window-like areas that allow light into the leaves for photosynthesis.

Best cared for with a semi-regular watering routine, however indoors or in lower light these plants can be extremely drought tolerant. Be sure to water shortly after soil dries out to avoid burnt tips. Adaptable to lower light, making it great for indoors!



Haworthia venosa ssp. tessellata



Haworthia 'Concolor'

Below is a list of varieties we have carried- **not all varieties are available at any given time**

- Haworthia attenuata
- Haworthia coarctata var. tenuis
- Haworthia 'Concolor'
- Haworthia cuspidata 'Star Window Plant'
- Haworthia fasciata 'Zebra'
- Haworthia limifolia 'Fairy Washboard'
- Haworthia retusa f. geraldii
- Haworthia truncata 'Horse's Teeth'
- Haworthia venosa ssp. tessellata



Haworthia cuspidata 'Star Window Plant'

# Huernia, Orbea & Stapelia


Huernia are native to Africa and Arabia, known for their unique and often oddly-shaped flowers and fleshy stems. Huernia are not cacti, though they share a similar habitat and some physical characteristics, like the ability to store water in their stems. Huernia flowers are star-shaped with a Life Saver-like ring in the center, and they emit a foul odor to attract pollinators, particularly carrion flies

Orbea are similar but they lack the center ring of huernia flowers and can grow prostrate or trailing.

Finally, Stapelia have the fleshy stems of both groups, with the semi-prostrate growth habit of orbea, and massive, stinky flowers.



*Stapelia gigantea 'Zulu Giant'*



Below is a list of varieties we have carried- ***not all varieties are available at any given time***

- Huernia zebrina 'Life Saver Cactus'
- Huernia schneideriana
- Orbea melanantha
- Stapelia gigantea 'Zulu Giant'

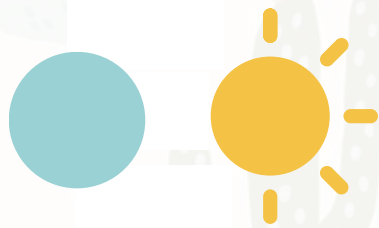


*Huernia zebrina 'Life Saver Cactus'*

# Kalanchoe

Kalanchoe are known for their long bloom times, which can last for weeks, and their ability to grow in various sizes, from compact bushes to tree-like specimens. We most often use them for height in our combination planters.

Best grown with a semi-regular watering routine and bright light. If outdoors avoid direct sunlight as this can burn the leaves. Indoors can grow in east or west facing window!



Below is a list of varieties we have carried- *not all varieties are available at any given time*

- Kalanchoe beharensis 'Fang'
- Kalanchoe beharensis 'Small Form'
- Kalanchoe fedtschenkoi 'Lavender Scallops'
- Kalanchoe marnieriana
- Kalanchoe 'Pink Butterflies'
- Kalanchoe pumila 'Flower Dust'
- Kalanchoe tomentosa 'Panda Plant'
- Kalanchoe tomentosa 'Chocolate Soldier'
- Kalanchoe daigremontiana 'Sombrero Plant'
- Kalanchoe gastonis-bonnierii 'Donkey's Ear'
- Kalanchoe synsepala



Kalanchoe tomentosa 'Panda Plant'



Kalanchoe pumila 'Flower Dust'



Kalanchoe synsepala



Kalanchoe fedtschenkoi 'Lavender Scallops'


# Opuntia

Opuntia are commonly known as 'Prickly Pear Cactus' and are characterized by flat, paddle-shaped stem segments called cladodes or phylloclades often with clusters of spines called glochids.

While this is a cactus, it does prefer semi-regular watering during the growing season, just try not to leave is soaking! Periods of ample water and light after a winter drought often lead to flowering.



*Opuntia microdasys albospina* 'Bunny Ears'



Below is a list of varieties we have carried- *not all varieties are available at any given time*

- *Opuntia canerae elata*
- *Opuntia cochenillifera*
- *Cylindropuntia cholla*
- *Cylindropuntia subulata monstrose*
- *Opuntia humifusa* 'Eastern Prickly Pear'
- *Opuntia microdasys* v. *albospina* 'Bunny Ears'
- *Opuntia monacantha variegata* 'Joseph's Coat'
- *Opuntia polycantha* 'Snow Fuzzy'
- *Opuntia* 'Santa Rita'
- *Opuntia stricta* 'Prickly Pear'
- *Opuntia variegata*
- *Opuntia variegata* 'Sunburst'




*Opuntia cochenillifera*

# pachyphytum

Pachyphytum is a genus of succulent plants known for their thick, fleshy leaves, often with a powdery coating that gives them a unique pastel appearance.

Best grown with semi-regular watering (at least whenever top soil is dry). Though if farina (white powder) is let sit wet it can cause fungi, so try bottom watering. Color and shape are nicest when grown in bright light.



Below is a list of varieties we have carried- *not all varieties are available at any given time*

- Pachyphytum compactum 'Little Jewels'
- Pachyphytum fittkavii
- Pachyphytum oviferum 'Blue Moonstones'
- Pachyphytum oviferum 'Pink Moonstones'



Pachyphytum oviferum 'Pink Moonstones'



Pachyphytum oviferum 'Blue Moonstones'

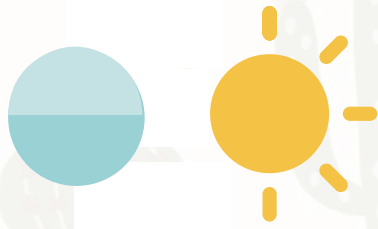


Pachyphytum compactum 'Little Jewels'

# Peperomia

Peperomia plants are a diverse genus of fleshy, tropical and subtropical herbs, popular for their attractive foliage, making them ideal houseplants. They are known for their thick, fleshy leaves that can be oval-shaped, waxy, or have unique textures like ripple or variegation. While they do produce flowers, they are not the main reason for growing them indoors, as their foliage is the primary attraction.


Often marketed as a house plant, peperomia are extremely adaptable. While their preferred conditions are bright with semi-regular watering, they can adapt to most anything. Just remember if they're getting less light they'll need less water!



Peperomia prostrata 'String of Turtles'

Below is a list of varieties we have carried- *not all varieties are available at any given time*

- Peperomia axillaris
- Peperomia dolabriformis var. glaucescens
- Peperomia ferreyrae 'Happy Bean Plant'
- Peperomia graveolens 'Ruby Glow'
- Peperomia obtusifolia
- Peperomia prostrata 'String of Turtles'



Peperomia graveolens 'Ruby Glow'




Peperomia obtusifolia

# portulacaria

Portulacaria afra is a soft-wooded, semi-evergreen upright multi-stemmed shrub or small tree that can grow 8 to 15 feet tall! Often called 'Elephant Bush' or sometimes 'Mini Jade' this plants is beloved for its versatility. The fleshy, flattened, leaves are round to oval in shape. Leaf colors and margins appear most in bright light.

Portulacaria afra often drop leaves when their care changes. If you just moved your plants and this happened- do not fret! Just adjust your watering to the new location and leaves will shortly begin to grow back- or produce new branches! This plant prefers a more regular watering routine than many other succulents.



Below is a list of varieties we have carried- *not all varieties are available at any given time*

- Portulacaria afra
- Portulacaria afra mediopicta 'Rainbow Elephant Bush'
- Portulacaria afra variegata 'Variegated Elephant Bush'



Portulacaria afra variegata



Portulacaria afra mediopicta



Portulacaria afra

# Rhipsalis

Rhipsalis is a genus of epiphytic flowering plants in the cactus family, typically known as mistletoe cacti. They are found in parts of Central America, the Caribbean and northern regions of South America. They're known for their pendulous growth habit and segmented stems.

Best cared for with a semi-regular watering routine (we recommend weekly if outdoors in the summer & as little as monthly in the winter!) If you keep up watering during blooming periods you're likely to have these little star-shaped flowers (bloom time depends on variety).



Rhipsalis pachyptera



Rhipsalis mesembryanthemoides



Rhipsalis pilocarpa

Below is a list of varieties we have carried- **not all varieties are available at any given time**

- Rhipsalis cereuscula 'Coral Cactus'
- Rhipsalis mesembryanthemoides
- Rhipsalis micrantha f. rauhiorum
- Rhipsalis pachyptera
- Rhipsalis pilocarpa 'Hairy Stemmed Rhipsalis'



Rhipsalis cereuscula 'Coral Cactus'


# Sedum

Sedum is a genus of succulent, herbaceous perennials with fleshy, flat or rounded leaves depending on the species. In general, the plant is upright and spreads along the ground. The genus has over 300 species.

Best cared for with a semi-regular watering routine. Light preference depends on the variety. In general, more light will lead to better color and more compact shape, but some plants like Sedum japonicum 'Tokyo Sun' will sometimes revert to emerald green in bright light.



Sedum dasyphyllum 'Blue Tears Major'



Sedum japonicum 'Tokyo Sun'



Sedum pachyphyllum 'Many Fingers'

Below is a list of varieties we have carried- *not all varieties are available at any given time*

- Sedum nussbaumerianum
- Sedum clavatum
- Sedum morganium 'Donkey's Tail'
- Sedum morganium 'Burro's Tail'
- Sedum pachyphyllum 'Many Fingers'
- Sedum furfuraceum 'Bonsai Sedum'
- Sedum rubrotinctum 'Pink Jelly Beans'
- Sedum rubrotinctum 'Jelly Beans'
- Sedum dasyphyllum 'Blue Tears Major'
- Sedum dasyphyllum 'Blue Tears Minor'
- Sedum dasyphyllum 'Lilac Mounds'
- Sedum 'Little Missy' (technically Crassula)
- Sedum makinoi 'Ogon'
- Sedum pachyclaudos 'White Diamond'
- Sedum japonicum 'Tokyo Sun'
- Sedum linearis 'Sea Urchin'




Sedum linearis 'Sea Urchin'

# Senecio

Senecio is one of the largest genera of flowering plants there are with thousands of species found all over the world. Though most are not, some are succulent. Those that are are often draping/trailing, but some are upright as well.

Avoid over watering with soil tests or a semi-regular routine (mostly during the growing season). Make sure that the whole plant has access to sun light, if in a hanging basket, rotate to avoid stretching.



Below is a list of varieties we have carried- *not all varieties are available at any given time*

- Senecio rowleyanus 'String of Pearls'
- Senecio rowleyanus variegata 'Variegated String of Pearls'
- Senecio articulatus 'Candle Plant'
- Senecio crassissimus 'Purple Paddle Plant'
- Senecio haworthii 'Cocoon Plant'
- Senecio jacobsenii 'Trailing Jade'
- Senecio peregrinus 'String of Dolphins'
- Senecio radicans 'Fish Hooks'
- Senecio radicans 'String of Bananas'
- Senecio serpens 'Blue Chalk Sticks'
- Senecio vitalis 'Blue Serpents'
- Senecio stapeliiformis 'Pickle Plant'



Senecio rowleyanus 'String of Pearls'



Senecio peregrinus 'String of Dolphins'



Senecio rowleyanus variegata 'Variegated String of Pearls'



Senecio crassissimus 'Purple Paddle'


# Tephrocactus

Tephrocactus is a small genus of cacti native to Argentina, characterized by their distinct, branching segments that are often round or egg-shaped. The segments can be quite fragile and easily break off, and the spines can vary from needle-like to papery or even be absent. The flowers are typically white, pink, yellow, or red.

Because they're so fragile this is a plant best grown carefully. With delicate roots be sure not to over water (we find weekly waterings ample during the growing season, in the winter watering as little as every 6 weeks!). Give as much light as possible.



Tephrocactus articulatus var. inermis



Below is a list of varieties we have carried- *not all varieties are available at any given time*

- Tephrocactus articulatus var. inermis 'Pine Cone Cactus'
- Tephrocactus articulatus 'Paper Spine Cactus'



Tephrocactus articulatus 'paperspine'



# Thank you!

We hope that the information you've found in this booklet has been helpful and really appreciate your interest and support!

If you have any other questions feel free to ask an RSF team member today, or contact us at [riverstreetflowerland@gmail.com](mailto:riverstreetflowerland@gmail.com).

For an even more extensive list of succulents we've grown visit our website: [riverstreetflowerland.com](http://riverstreetflowerland.com) or scan the QR code below.

*Thank you for supporting  
our small business!*

